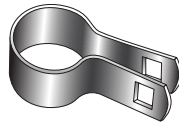


REGULAR TENSION BANDS 14 GA. x 3/4" Galvanized



Size	Item#	Sack Qty.	Weight Each	Price Each	
				Less Sack	Sack
1 3/8"	10101	250	.12 lbs.		
1 5/8"	10102	250	.14 lbs.		
1 7/8"	10103	250	.16 lbs.		
2 3/8"	10104	250	.22 lbs.		
2 7/8"	10105	125	.24 lbs.		
3 1/2"	10106	100	.31 lbs.		
4"	10107	100	.33 lbs.		
4 1/2"	10108	50	.36 lbs.		

HEAVY TENSION BANDS 1/8" x 1" Galvanized

1 5/8"	10121	125	.32 lbs.
1 7/8"	10122	125	.35 lbs.
2 3/8"	10123	125	.40 lbs.
2 7/8"	10124	125	.45 lbs.
3 1/2"	10125	100	.53 lbs.
4"	10126	100	.59 lbs.
4 1/2"	10127	50	.69 lbs.
5 9/16"	10132	50	.75 lbs.
6 5/8"	10128	50	.94 lbs.
8 5/8"	10129	50	1.14 lbs.

SQUARE TENSION BANDS 13 GA. x 7/8" Galvanized

1 1/2"	83279	50	.20 lbs.
2"	83280	50	.28 lbs.
2 1/2"	83280-10	50	.33 lbs.
3"	83280-30	50	.38 lbs.
4"	83280-60	25	.48 lbs.



SQUARE BRACE BANDS 13 GA. x 7/8" Galvanized

1 1/2"	83279-10	50	.24 lbs.
2"	83280-05	50	.30 lbs.
2 1/2"	83280-20	50	.36 lbs.
3"	83280-40	50	.41 lbs.
4"	83280-70	25	.50 lbs.



Call for 3 1/2", 5", 6" square bands

REGULAR BRACE BANDS 12 GA. x 3/4" Galvanized



Size	Item#	Sack Qty.	Weight Each	Price Each	
				Less Sack	Sack
1 3/8"	10201	250	.13 lbs.		
1 5/8"	10202	250	.15 lbs.		
1 7/8"	10203	250	.18 lbs.		
2 3/8"	10204	250	.21 lbs.		
2 7/8"	10205	125	.26 lbs.		
3 1/2"	10207	100	.30 lbs.		
4"	10208	100	.34 lbs.		
4 1/2"	10209	50	.38 lbs.		

HEAVY BRACE BANDS 1/8" x 1" Galvanized

1 5/8"	10220	125	.28 lbs.
1 7/8"	10221	125	.29 lbs.
2 3/8"	10222	125	.36 lbs.
2 7/8"	10223	125	.41 lbs.
3 1/2"	10224	100	.55 lbs.
4"	10225	100	.60 lbs.
4 1/2"	10226	50	.76 lbs.
5 9/16"	10230	50	.80 lbs.
6 5/8"	10227	50	.95 lbs.
8 5/8"	10228	50	1.22 lbs.

2-WAY BRACE BANDS 90° without bolts

12 GA. x 3/4"			
1 7/8"	10211	100	.19 lbs.
2 3/8"	10213	100	.21 lbs.



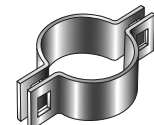
2-WAY BRACE BANDS 180° without bolts

12 GA. x 3/4"			
1 7/8"	10212	100	.21 lbs.
2 3/8"	10214	100	.25 lbs.
2 7/8"	10215	100	.26 lbs.
3 1/2"	10216	100	.29 lbs.
4"	10217	100	.35 lbs.



2-WAY HEAVY BRACE BANDS 180° without bolts

1/8" x 1"			
1 7/8"	10240	100	.23 lbs.
2 3/8"	10241	100	.27 lbs.
2 7/8"	10242	100	.28 lbs.
3 1/2"	10243	100	.31 lbs.
4"	10244	100	.37 lbs.



BFC

Tension Bars Carriage Bolts / U-Bolts / Plug Caps

GALVANIZED TENSION BARS



Fence Height	Actual Height	Item#	Bundle Qty.	Weight Each	Price Each Less Bu.	Price Bundle
--------------	---------------	-------	-------------	-------------	---------------------	--------------

3/16" x 5/8" Nominal Dimensions & Weights

3'	34"	10301	25	1.12 lbs		
3 1/2'	40"	10302	25	1.32 lbs.		
4'	46"	10303	25	1.48 lbs.		
5'	58"	10304	25	1.88 lbs.		
6'	70"	10305	25	2.20 lbs.		
7'	82"	10306	25	2.64 lbs.		
8'	94"	10307	25	2.96 lbs.		

3/16" x 3/4" Nominal Dimensions & Weights

3'	34"	10321	25	1.40 lbs.		
3 1/2'	40"	10322	25	1.56 lbs.		
4'	46"	10323	25	1.76 lbs.		
5'	58"	10324	25	2.20 lbs.		
6'	70"	10325	25	2.80 lbs.		
7'	82"	10326	25	3.08 lbs.		
8'	94"	10327	25	3.52 lbs.		
10'	118"	10328	25	4.40 lbs.		
12'	142"	10329	25	5.32 lbs.		

1/4" x 3/4" Nominal Dimensions & Weight:

5'	58"	10341	25	3.12 lbs.		
6'	70"	10342	25	3.72 lbs.		
7'	82"	10343	25	4.36 lbs.		
8'	94"	10344	25	4.96 lbs.		
10'	118"	10345	25	6.20 lbs.		
12'	142"	10346	25	7.44 lbs.		

3/16" x 3/4" Meets ASTM F 626

4'	46"	10323-F626	25	1.76 lbs.		
5'	58"	10324-F626	25	2.20 lbs.		
6'	70"	10325-F626	25	2.80 lbs.		
7'	82"	10326-F626	25	3.08 lbs.		
8'	94"	10327-F625	25	3.52 lbs.		
10'	118"	10328-F626	25	4.40 lbs.		
12'	142"	10329-F626	25	5.32 lbs.		

1/4" x 3/4" Meets ASTM F 626

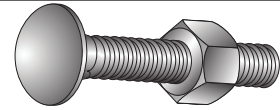
6'	70"	10342-F626	25	3.72 lbs.		
8'	94"	10344-F626	25	4.96 lbs.		
10'	118"	10345-F626	25	6.20 lbs.		
12'	142"	10346-F626	25	7.44 lbs.		

1/8" x 3/16"

12'	142"	10350	25	3.88 lbs.		
-----	------	-------	----	-----------	--	--

Domestic Bars — Call for pricing

CARRIAGE BOLTS Galvanized with nuts



Size	Item#	Case Qty.	Weight Each	Less Each	Box (100) Price Each	Case Price Each
5/16" x 1 1/4"	10501	2000	.04			
5/16" x 1 1/2"	10502	1000	.05			
5/16" x 2"	10510	1000	.05			
5/16" x 2 1/4"	10511	1000	.06			
5/16" x 2 1/2"	10513	1000	.07			
3/8" x 1 1/4"	10503	1000	.06			
3/8" x 1 1/2"	10504	1000	.07			
3/8" x 1 3/4"	10505	1000	.07			
3/8" x 2"	10506	1000	.08			
3/8" x 2 1/4"	10512	1000	.09			
3/8" x 2 1/2"	10507	1000	.09			
3/8" x 2 3/4"	10514	1000	.10			
3/8" x 3"	10508	1000	.11			
3/8" x 3 1/2"	10509	1000	.12			

"U" BOLTS Galvanized with nuts



Size	Item#	Case Qty.	Weight Each	Price Each Less Case	Case Price
1 7/8" x 1/2" x 4"	10601	50	.52 lbs.		
2 3/8" x 1/2" x 4"	10602	50	.52 lbs.		
2 7/8" x 1/2" x 4"	10603	50	.58 lbs.		
4" x 1/2" x 5"	10604	50	.78 lbs.		
6 5/8" x 5/8" x 8 5/8"	10606	50	.90 lbs.		

PLUG CAPS Cast Aluminum, for Tube



Size	Item#	Case Qty.	Weight Each	Price Each Less Case	Case Price
1 3/8"	10901	100	.07 lbs.		
1 5/8"	10902	100	.10 lbs.		
1 7/8"	10903	100	.13 lbs.		
2 3/8"	10904	100	.17 lbs.		

WELD-ON Pressed Steel Caps



1 3/8"	10907	100	.04 lbs.		
1 5/8"	10908	100	.05 lbs.		
1 7/8"	10909	100	.07 lbs.		
2 3/8"	10911	100	.13 lbs.		
2 7/8"	10912	100	.18 lbs.		
4"	10914	100	.32 lbs.		

© 2014 BUILDERS FENCE CO., INC.

PRICES SUBJECT TO CHANGE WITHOUT NOTICE

8530 UNSWORTH AVE. SACRAMENTO, CA 95828-1009 1-916-381-4065	13111 DAHLIA ST. FONTANA, CA 92337-6902 1-909-350-9040	8937 SAN FERNANDO RD. SUN VALLEY, CA 91352-1410 1-818-504-3700	1265 N. CUYAMACA ST. EL CAJON, CA 92020-1549 1-619-449-0333	10010 PORTLAND AVE. TACOMA, WA 98445-3956 1-253-535-5500
---	--	--	---	--

Replaces:


Effective:

Page 2

1, 2, 4

FITTINGS

RAIL ENDS Aluminum Die Cast




Size	Item#	Sack Qty.	Weight Each	Price Each	
				Less Sack	Sack
1 3/8"	11201	250	.12 lbs.		
1 5/8"	11202	150	.19 lbs.		

RAIL ENDS Galvanized Iron



1 3/8" - One hole	11401	100	.44 lbs.
1 5/8" - One hole	11402	100	.60 lbs.
1 7/8" - One hole	11403	50	1.0 lbs.
1 5/8" - Two hole	11404	100	.81 lbs.

RAIL ENDS Pressed Steel, Galvanized



1 3/8" - One hole	11410	100	.26 lbs.
1 5/8" - One hole	11411	100	.39 lbs.
1 7/8" - One hole	11413	50	.52 lbs.
2 3/8" - One hole	11408	50	.74 lbs.
1 5/8" - Two hole	11412	100	.47 lbs.
1 7/8" - Two hole	11414	50	.60 lbs.

Domestic

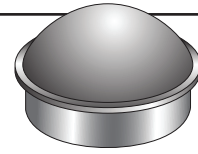
1 5/8" - One hole	11411-Spec	100	.45 lbs.
1 7/8" - One hole	11413-Spec	100	.50 lbs.
2 3/8" - One hole	11408-Spec	50	.55 lbs.
1 5/8" - Two hole	11412-Spec	100	.45 lbs.
1 7/8" - Two hole	11414-Spec	100	.50 lbs.
1 5/8" - Combo	11411-CB	100	.31 lbs.

SLEEVES Galvanized



1 3/8" x 6"	11501	100	.36 lbs.
1 5/8" x 6"	11502	100	.54 lbs.
1 5/8" x 7"	11503	100	.64 lbs.
1 7/8" x 7"	11504-15	50	.70 lbs.
2 3/8" x 7"	11506	50	.94 lbs.

CAPS Aluminum Die Cast



Size	Item#	Sack Qty.	Weight Each	Price Each	
				Less Sack	Sack
1 3/8"	10701	250	.06 lbs.		
1 5/8"	10702	250	.08 lbs.		
1 7/8"	10703	250	.10 lbs.		
2 3/8"	10704	250	.16 lbs.		
2 7/8"	10705	125	.25 lbs.		

CAPS Galvanized Iron

2 7/8"	11004	25	1.12 lbs.
3 1/2"	11005	25	1.36 lbs.
4"	11006	25	1.60 lbs.
4 1/2"	11007	25	2.52 lbs.
5 9/16"	11010	10	6.50 lbs.
6 5/8"	11008	10	6.60 lbs.
8 5/8"	11009	10	9.80 lbs.

CAPS Pressed Steel, Galvanized

1 3/8"	11101	250	.12 lbs.
1 5/8"	11102	250	.14 lbs.
1 7/8"	11103	250	.27 lbs.
2 3/8"	11104	125	.34 lbs.
2 7/8"	11105	125	.42 lbs.
3 1/2"	11107-10	25	.68 lbs.
4"	11107	25	1.0 lbs.
4 1/2"	11108	10	1.6 lbs.
5 9/16"	11109-516	10	2.0 lbs.
6 5/8"	11109	10	3.5 lbs.

CAPS - Pressed Steel, Galvanized Domestic

1 5/8"	11102-Spec	100	.25 lbs.
1 7/8"	11103-Spec	100	.23 lbs.
2 3/8"	11104-Spec	100	.35 lbs.
2 7/8"	11105-Spec	50	.48 lbs.
4"	11107-Spec	25	1.20 lbs.
4 1/2"	11108-Spec	25	1.40 lbs.
5 9/16"	11109-516Spec	10	2.0 lbs.
6 5/8"	11109-Spec	10	2.3 lbs.
8 5/8"	11109-858Spec	10	2.9 lbs.

EYE TOPS Aluminum, Die Cast



Size	Item#	Sack Qty.	Weight Each	Price Each	
				Less Sack	Sack
1 5/8" x 1 3/8"	11601	250	.17 lbs.		
1 7/8" x 1 3/8"	11602	125	.24 lbs.		
1 7/8" x 1 5/8"	11603	125	.28 lbs.		
2 3/8" x 1 5/8"	11604	125	.32 lbs.		

EYE TOPS Galvanized Iron



Size	Item#	Sack Qty.	Weight Each	Price Each	
				Less Sack	Sack
1 7/8" x 1 5/8"	11803	50	1.14 lbs.		
2 3/8" x 1 5/8"	11804	50	1.50 lbs.		
2 7/8" x 1 5/8"	11805	50	1.92 lbs.		
3 1/2" x 1 7/8"	11807	25	3.08 lbs.		
4" x 1 7/8"	11808	25	3.16 lbs.		

EYE TOPS Pressed Steel, Residential



Size	Item#	Sack Qty.	Weight Each
1 5/8" x 1 3/8"	11751	50	.20 lbs.
1 7/8" x 1 3/8"	11752	50	.24 lbs.
1 7/8" x 1 5/8"	11749	50	.26 lbs.

EXTENSION EYE TOPS Galvanized Pressed Steel



Size	Item#	Sack Qty.	Weight Each
1 7/8" x 1 5/8"	12010	50	.74 lbs.
2 3/8" x 1 5/8"	12011	50	.86 lbs.
2 7/8" x 1 5/8"	12012	50	1.32 lbs.

EYE TOPS Pressed Steel, Commercial



Size	Item#	Sack Qty.	Weight Each
1 5/8" x 1 5/8"	11755	50	.42 lbs.
1 7/8" x 1 5/8"	11753	50	.50 lbs.
2 3/8" x 1 5/8"	11754	50	.56 lbs.
2 7/8" x 1 5/8"	11756	50	.62 lbs.
3 1/2" x 1 5/8"	11757	25	.74 lbs.
4" x 1 5/8"	11759	25	.86 lbs.
4 1/2" x 1 5/8"	11760	25	1.00 lbs.
Domestic			
1 7/8" x 1 5/8"	11753-10	50	.56 lbs.
2 3/8" x 1 5/8"	11754-10	50	.75 lbs.
2 7/8" x 1 5/8"	11756-Spec	50	.75 lbs.
3 1/2" x 1 5/8"	11756-30	25	1.45 lbs.

EXTENSION EYE TOPS Galvanized Iron



Size	Item#	Sack Qty.	Weight Each
1 5/8" x 1 5/8"	12001	100	1.25 lbs.
1 7/8" x 1 5/8"	12002	50	1.64 lbs.
2 3/8" x 1 5/8"	12003	50	2.14 lbs.
2 7/8" x 1 5/8"	12004	50	2.26 lbs.
3 1/2" x 1 5/8"	12008	25	2.97 lbs.
4" x 1 5/8"	12009	25	3.89 lbs.

CORNER BARB ARM Pressed Steel



Size	Item#	Sack Qty.	Weight Each
2 3/8"	12410	5	3.2 lbs.
2 7/8"	12411	5	3.6 lbs.
4"	12414	5	7.6 lbs.

Domestic


2 7/8"	12411-Spec	10	5.7 lbs.
4"	12414-Spec	5	6.4 lbs.

8530 UNSWORTH AVE. SACRAMENTO, CA 95828-1009 1-916-381-4065	13111 DAHLIA ST. FONTANA, CA 92337-6902 1-909-350-9040	8937 SAN FERNANDO RD. SUN VALLEY, CA 91352-1410 1-818-504-3700	1265 N. CUYAMACA ST. EL CAJON, CA 92020-1549 1-619-449-0333	10010 PORTLAND AVE. TACOMA, WA 98445-3956 1-253-535-5500
---	--	--	---	--

CORNER BARB ARM Galvanized Iron



Size	Item#	Sack Qty.	Weight Each	Price Each	
				Less Sack	Sack
2 3/8"	12301	5	4.0 lbs.		
2 7/8"	12302	5	6.0 lbs.		
4"	12303	1	8.0 lbs.		

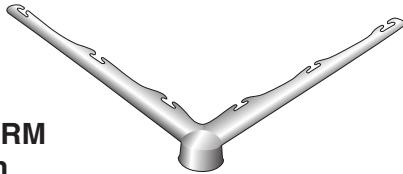


"V" CORNER ARM Pressed Steel

2 3/8"	12412	5	6.0 lbs.
2 7/8"	12413	5	6.4 lbs.
4"	12415	5	9.2 lbs.


Domestic

2 7/8"	12413-Spec	5	9.3 lbs.
4"	12415-Spec	5	9.7 lbs.



"V" CORNER ARM Galvanized Iron

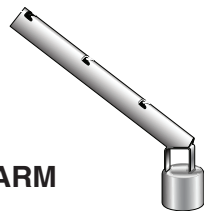
2 3/8"	12321	5	4.4 lbs.
2 7/8"	12322	5	5.7 lbs.
4"	12323	5	6.2 lbs.



BARB WIRE ARM Galvanized Pressed Steel

Description

Single - S slot	12202	50	1.0 lbs.
Notched - S slot	12203	50	1.0 lbs.
V arm - welded	12204	25	1.6 lbs.

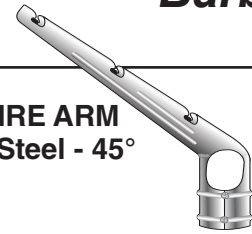


BREAKAWAY BARB ARM

Size	Item#	Sack Qty.	Weight Each
2 7/8 x 1 5/8"	12160-01	5	3.4 lbs.

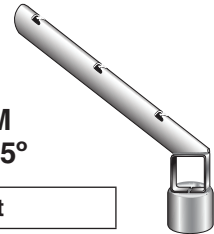
One Piece

ONE PIECE BARB WIRE ARM Galvanized Pressed Steel - 45°



Size	Item#	Sack Qty.	Weight Each	Price Each	
				Less Sack	Sack
1 5/8" x 1 5/8"	12105	25	1.9 lbs.		
1 7/8" x 1 5/8"	12101	25	2.0 lbs.		
2 3/8" x 1 5/8"	12102	25	2.0 lbs.		
2 7/8" x 1 5/8"	12119	25	3.0 lbs.		
Sr. H x 1 5/8"	12103	25	2.3 lbs.		

ONE PIECE BARB WIRE ARM Galvanized Pressed Steel - 45°



Domestic - Meets 250 lb. pull test

1 5/8" x 1 5/8"	12090	25	1.7 lbs.
1 7/8" x 1 5/8"	12091	25	1.8 lbs.
2 3/8" x 1 5/8"	12092	25	2.0 lbs.
2 7/8" x 1 5/8"	12093	25	2.1 lbs.

V-TYPE ONE PIECE BARB ARM Galvanized Pressed Steel

1 7/8" x 1 5/8"	12106	15	2.8 lbs.
2 3/8" x 1 5/8"	12107	15	2.8 lbs.
2 7/8" x 1 5/8"	12121	15	3.4 lbs.

Domestic

2 3/8" x 1 5/8"	12107-Spec	15	3.4 lbs.
-----------------	------------	----	----------

VERTICAL ONE PIECE BARB ARM Galvanized Pressed Steel

1 5/8" Vertical	12110	25	1.8 lbs.
1 7/8" Vertical	12108	25	1.9 lbs.
2 3/8" Vertical	12109	25	2.0 lbs.

Domestic

2 3/8" Vertical	12109-Spec	25	1.8 lbs.
-----------------	------------	----	----------

UNIVERSAL BARB WIRE ARM Galvanized Pressed Steel - 45°

Attach to post with brace bands (not included).

13" 3 - wire	12205	100	1.0 lbs.
24" 4 - wire	12206	50	1.2 lbs.

2 x 4 GATE LATCH



Description	Item#	Box Qty.	Weight Each	Price Each	
				Less Box	Box
2 x 4 - Zinc	16201	20	.50 lbs		
2 x 4 - Black	16202	20	.50 lbs		



UNIVERSAL GATE LATCH

Universal - Zinc	16221	20	.50 lbs.
Universal - Black	16222	20	.50 lbs.



UNIVERSAL GATE LATCH With Offset Strike

Same as above but contains offset strike for use where latch is desired inside gate frame

Offset - Zinc	16223	20	.50 lbs.
Offset - Black	16224	20	.50 lbs.



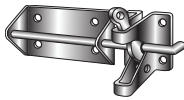
WELD-ON LATCH Unpainted

Weld-On - Raw	16198	20	.50 lbs.
---------------	-------	----	----------



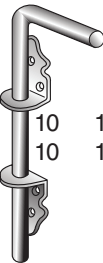
SLIDE ACTION LATCH

Slide Action - Zinc	16291	20	.81 lbs.
Slide Action - Black	16292	20	.81 lbs.



HEAVY DUTY GATE LATCH

Heavy Duty - Zinc	16281	20	1.7 lbs.
Heavy Duty - Black	16282	20	1.7 lbs.



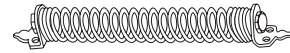
CANE BOLTS Standard 1/2" Diameter

18" Std. - Zinc	16520	10	1.72 lbs.
18" Std. - Black	16521	10	1.72 lbs.

CANE BOLTS Standard 5/8" Diameter

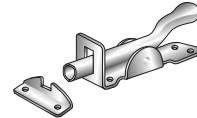
24" Std. - Zinc	16560	10	2.60 lbs.
24" Std. - Black	16561	10	2.60 lbs.

SPRING GATE CLOSER




Description	Item#	Box Qty.	Weight Each	Price Each	
				Less Box	Box
9" Gate Sp - Black	16680	10	.66 lbs.		
13" Gate Sp - Zinc	16410	10	1.25 lbs.		
13" Gate Sp - Black	16411	10	1.25 lbs.		

TOP - MOUNTED THUMB LATCH



Top Mount Latch - Zinc	16261	20	1.86 lbs.
Top Mount Latch - Black	16262	20	1.86 lbs.



NON SAG KIT

Non Sag Kit -Zinc	16360	10	.81 lbs.
-------------------	-------	----	----------

- Eliminates sag in old gates and prevents sag in new gates
- May be installed in any gates up to 6' x 4'
- Includes: 2 corner brackets, 7 1/2' of 1/8" cable, heavy duty turn buckle, screws, and wire clamp

POST LATCH Metal Hardware

Description	Item#	Qty.	Weight Each	Price Each
Post Latch	49-210003	1	1.70 lbs.	



POST LATCH Contemporary Metal Hardware

Post Latch	49-210006	1	1.70 lbs.
------------	-----------	---	-----------




T-HINGE HEAVY DUTY Traditional Metal Hardware

8" T-Hinge	49-310004	1	1.70 lbs.
------------	-----------	---	-----------



GRAVITY LATCH HEAVY DUTY W/Cable & O-Ring Metal Hardware

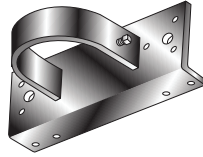
8" T-Hinge	49-210007	1	1.70 lbs.
------------	-----------	---	-----------



TRADITIONAL WALK GATE 8" T-Hinge Kit Metal Hardware

8" Hinge Kit	49-810002	1	5.10 lbs.
--------------	-----------	---	-----------

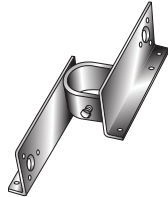




WOOD RAIL BRACKETS

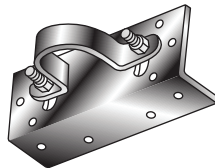
Size	Item#	Sack Qty.	Weight Each	Price Each	
				Less Sack	Sack
1 5/8"	11149	50	.87 lbs.		
1 7/8"	11150	50	.90 lbs.		
2 3/8"	11151	50	1.0 lbs.		
2 7/8"	11158	50	1.1 lbs.		
1 7/8" L*	11165	50	.87 lbs.		
1 7/8" R*	11166	50	.87 lbs.		
2 3/8" L*	11170	50	1.0 lbs.		
2 3/8" R*	11171	50	1.0 lbs.		

* Specify Left End or Right End



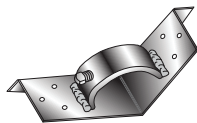
GOOD NEIGHBOR BRACKETS

1 7/8"	11156	25	1.37 lbs.
2 3/8"	11157	25	1.50 lbs.



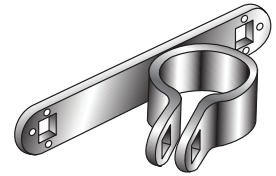
WOOD RAIL BRACKETS Adjustable

1 7/8"	11152	50	.75 lbs.
2 3/8"	11153	50	.75 lbs.



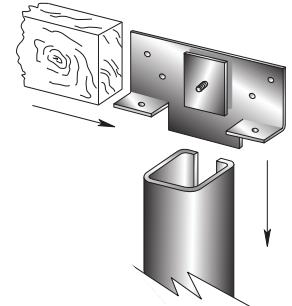
WOOD RAIL BRACKETS Corner

1 7/8"	11154	25	1.37 lbs.
2 3/8"	11155	25	1.50 lbs.



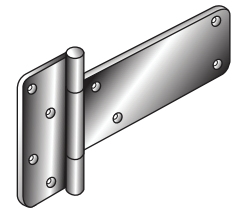
WOOD RAIL BRACKETS With Band

Size	Item#	Sack Qty.	Weight Each	Price Each	
				Less Sack	Sack
1 5/8"	10197	100	.40 lbs.		
1 7/8"	10198	100	.41 lbs.		
2 3/8"	10199	100	.42 lbs.		
2 7/8"	10200	100	.54 lbs.		



C-SECTION WOOD RAIL BRACKETS

Description	Item#	Sack Qty.	Weight Each	Price Each
				Less
Line Rail	11174	25	.45 lbs.	
Right End	11175	25	.25 lbs.	
Left End	11176	25	.25 lbs.	
Corner	11177	25	.50 lbs.	



HEAVY DUTY GATE HINGES

Description	Item#	Box Qty.	Weight Pair	Price Per Pair	
				Less Box	Box
4" T hinge - Zinc	16310	12 pr	1.60 lbs.		
4" T hinge - Black	16311	12 pr	1.60 lbs.		
5" T hinge - Zinc	16320	12 pr	1.80 lbs.		
5" T hinge - Black	16321	12 pr	1.80 lbs.		
6" T hinge - Zinc	16331	12 pr	1.90 lbs.		
6" T hinge - Black	16332	12 pr	1.90 lbs.		
8" T hinge - Zinc	16341	10 pr	2.41 lbs.		
8" T hinge - Black	16342	10 pr	2.41 lbs.		


NO. 5E TEE

Size	Item#	Weight Each	Price Each
1"	12430	.28	
1 1/4"	12431	.44	
1 1/2"	12432	.61	



NO. 7E CROSS

1"	12433	.38
1 1/4"	12434	.58
1 1/2"	12435	.77




NO. 11 SIDE OUTLET TEE

1"	12436	.32
1 1/4"	12437	.50
1 1/2"	12438	.71




NO. 3 ELL

1"	12439	.36
1 1/4"	12440	.37
1 1/2"	12441	.59




NO. 9 SIDE - OUTLET ELL

1"	12442	.36
1 1/4"	12443	.53
1 1/2"	12444	.76




NO. 17 ADJUSTABLE ELL OR TEE

1"	12445	.52
1 1/4"	12446	.75
1 1/2"	12447	.97




NO. 19 ADJUSTABLE CROSS

Size	Item#	Weight Each	Price Each
1"	12448	.86	
1 1/4"	12449	1.21	
1 1/2"	12450	1.54	




NO. 40 FLANGE

1"	12451	.28
1 1/4"	12452	.32
1 1/2"	12453	.51



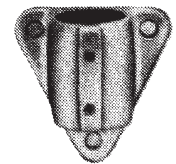
NO. 45 FLANGE

1"	12454	.33
1 1/4"	12455	.47
1 1/2"	12456	.59




NO. 50 FLANGE

1"	12457	.44
1 1/4"	12458	.62
1 1/2"	12459	.77



NO. 70 COUPLING

1"	12460	.34
1 1/4"	12461	.42
1 1/2"	12462	.57



Hollaender fittings available by special order.

• Call for pricing